

# Capadecor StuccoDecor DI LUCE

Synthetic resin filling compound for mirror finish smoothing technique.



## Product Description

### Field of Application

Synthetic resin filling compound for creating interior wall surfaces with mirror finish effect.

### Material Properties

- Water-dilutable.
- Semi-transparent (translucent).
- Mirror finish effect is achievable without additional finishing coat.
- Efficient and safe application technique.
- Tintable via ColorExpress tinting & mixing machine system.
- Diffusion- and sorption-capable.

### Packaging/Package Size

2.5 litres and 5 litres

### Colours

Whitish, semi-transparent

### Tinting:

Can be tinted via the ColorExpress tinting & mixing machine system in approx. 1,300 colour shades of colour fan decks Caparol 3D plus and CaparolColor.

If more than one bucket is tinted for coating seamless surfaces, all product must be thoroughly mixed before use in order to avoid colour differences. Quantities of 40 litres or more in individual colours may be ordered ready-tinted ex factory.

Organic pigmented colours (e.g. red and orange) may change in colour in areas subjected to strong natural light (daylight). The discolouration can be minimised when using StuccoDecor Wachsdispersion, but cannot be completely avoided.

### Gloss Level

Satin-gloss/satin-finished (mid sheen) to glossy, depending on the working method.

### Storage

Keep in a cool, but frost-free place.

### Technical Data

- Density: Approx. 1.45 g/ml
- Diffusion-equivalent air layer thickness  $s_d H_2O$ : Approx. 0.06 m

### Supplementary Product




- AkkordSpachtel fein (fine filler)
- StuccoDecor Wachsdispersion (wax dispersion/emulsion)

Suitability according to  
Technical Information No. 606  
Definition of Application Areas

Interior 1	Interior 2	Interior 3	Exterior 1	Exterior 2
+	+	○	–	–
(–) inapplicable / (○) of limited suitability / (+) suitable				



## Application

Suitable Substrates	<p>Interior surfaces: Mineral plasters in mortar groups PII (lime-cement mortars), PIII (cement mortars), PIV (gypsum mortar and ready-mixed gypsum plaster), plasterboards, gypsum wallboards and concrete.</p> <p>The substrate must be dry, clean, sound/stable, planar (trowelled up smoothly), without any colour contrast, and free from all substances that may prevent good adhesion. In Germany: Follow VOB, part C, DIN 18363, section 3.</p>
Substrate Preparation	<p>Apply one priming coat of Capadecor DecoGrund or Haftgrund. Then apply 1 – 2 full surface coats of Caparol-Akkordspachtel fine up to quality level/classification Q4 (other surfacers are not suitable). Intermediate sanding after drying (up to P200-240 grit). Then prime with CapaSol in order to equalize the absorption capacity and for embedding dust particles.</p>
Method of Application	<p>Apply a thin coat of StuccoDecor DI LUCE over the full surface (preferably using only a little quantity of the product).</p> <p>First working step:</p>  <ul style="list-style-type: none"> <li>■ Coat seamless surfaces wet-on-wet.</li> <li>■ Allow to dry, then remove all burrs.</li> </ul> <p>Second and third working step (if necessary):</p>  <ul style="list-style-type: none"> <li>■ The second filling is effected in the same working method like the first coat.</li> <li>■ The lustre is enhanced with the second coat.</li> <li>■ A third application (on request) generates nearly a mirror finish.</li> </ul> <p>Polishing the surface:</p>  <ul style="list-style-type: none"> <li>■ After a short flash-off time or also after drying, the surface is polished by drawing scraper.</li> <li>■ Draw the scraper in a small angle and with soft pressure over the surface.</li> <li>■ Thus the typical glossy surface is generated.</li> </ul> <p>Advice: Polishing of surfaces using machine equipment may have machine-related risks and should therefore only be effected by the professionals. A third coat, followed by polishing with a spring blade scraper, provides a similar brilliance (gloss/lustre).</p> <p><b>Design Advice:</b> Smoothing techniques with StuccoDecor DI LUCE give you the sensation of a fascinating interplay with light reflections between deeper layers and reflections on the surface. An additional gloss coating is not necessary! Individual surface design is possible by varying the working technique.</p>
Consumption	<p>Approx. 80 – 100 ml/m<sup>2</sup> per coat. Determine the exact amount of material required by coating a test area on site.</p>
Application Conditions	<p><b>Lower Temperature Limit for Application and Drying:</b> +5 °C for product, ambient air and substrate.</p>
Drying/Drying Time	<p>At + 20 °C and 65 % relative humidity surface-dry after 30 – 60 minutes. Completely dry and ready for stress after 1 – 2 days. Lower temperatures and higher relative humidity extend the drying time.</p>
Tools	<p>For an efficient application of StuccoDecor DI LUCE the use of an abrasion-resistant stainless steel made drawing knife (double blade spring scraper) is advisable. Before doing so, generally smooth the scraper with wet abrasive paper (400 - 600 grit) and remove sharp edges.</p>
Tool Cleaning	<p>Immediately after use with clean water.</p>

Note

## Cleaning Advice:

The surface of StuccoDecor DI LUCE is cleanable. All soiling must directly be removed using tap water and a moistened soft wipe.

The additional use of StuccoDecor Wachsdispersion (wax dispersion/emulsion) may be helpful to protect from influences of liquids. See Technical Information No. 905.

Do not apply StuccoDecor DI LUCE nearby kitchen sinks and cooking areas or protect sufficiently by suitable means, e.g. glass facing.

## Advice

Please Note (Status as at Date of Publication)

Keep out of the reach of children. Use dust filter P2 while sanding or grinding. Ensure good ventilation during use and drying. Do not eat, drink or smoke while using the product. In case of contact with eyes or skin, immediately and thoroughly rinse with water. Do not allow product to enter drains, waterways or soil.

Further information: See Material Safety Data Sheet (MSDS).

Contains: 1,2-benzisothiazol-3(2H)-one, 2-methyl-2H-isothiazol-3-one. May produce an allergic reaction.

In Germany: Advice for allergy sufferers with isothiazolinone allergy: German hotline 0180/5308928 (0.14 €/minute from German landline, MTS max. 0.42 €/minute).

Disposal

Materials and all related packaging must be disposed of in a safe way in accordance with the full requirements of the local authorities. Particular attention should be made to removing wastage from site in compliance with standard construction site procedures.

In Germany: Only completely empty containers should be handed in for recycling. Dispose containers with residues of liquid material as remnants of water-based paints and dried material as hardened paints waste or via domestic waste.

Product Code Paints and Enamels

M-DF01 (Germany)

Substances of Content - Declaration

Blend of acrylate/vinyl acetate polymers, mineral fillers, water, additives, preservatives (methylothiazolinone, benzisothiazolinone).

Technical Assistance

As it is impossible to list herein the wide variety of substrates and their specific problems, please request our technical assistance in case of queries. We will describe appropriate working methods, if a substrate not specified above is to be coated.

Customer Service Centre

Tel.: +49 06154- 71 7 1710

Fax: +49 05154- 71 7 1711

e-mail: kundenservicecenter@caparol.de

International Distribution: Please see [www.caparol.com](http://www.caparol.com)

## Technical Information No.561 · Issue: July 2016

All suggestions and application instructions herein are based on our latest technical experience. Due to the wide variety of individual project conditions, we cannot be held responsible for their content. These instructions do not release the purchaser/ applicator from his responsibility to determine the suitability of the product in consideration of the project characteristics. These instructions are to be considered void when a new edition is released. Our general conditions of sale and delivery in their latest edition apply. This document is a translation of our German Technical Information No.561 · Capadecor  
StuccoDecor DI LUCE · Issued: December 2015

DAW International Business: **DAW SE** · P.O.B. 1264 · D-64369 Ober-Ramstadt · Tel. +49 6154 71-1274 · Fax +49 6154 71-1264 · Internet [www.caparol.com](http://www.caparol.com)